

Monthly New's Letter

Boathouse 4 Volunteers

August 2022



A belated edition covering August. Southampton Boat Show is coming up for next Month with several of our boats involved.


Portsmouth Naval Base Property Trust



Incorporating Projects funded by the Chancellor using LIBOR funds

HLD D49 maintenance No change to record, sorry about that if it is boring, watch this space.

VIC 56 – Over this period I am very pleased to be able to announce that we have identified amongst our peers, not only a star of great magnitude but one of super nova proportions. His photo is shown below left and middle below with one of his partners in crime Beth.



messy again.

Other team members of the VIC 56 have also been making admirable progress. Dave and Roger have been working on the wheelhouse window stays and have knocked out some very nice pieces of metalwork. In the photos below you can



see some of the brass fittings which they have made between them in the period. The crew can now have all the fresh air they want without getting wet.



WW2 Dory Restoration. Steve and his team have been pushing on the the dory restoration. As well as his regular Wednesday member, Pauline he has also now got himself a regular Friday pair of hands as well. Trish has been busy with various tasks from lofting the keel and hog lines, making and fitting some accurate sighting boards and some general 'taking apart' activities. Pauline has been carrying out a full range of 'Taking Apart' jobs working with Jeremy as she splits the keel from the hog. Over right Pauline is making use of her previous wood carving skills to get the best out of the mallet as she is removing some of diagonal planking at the stem.





Over left here Pauline has made a start in lofting the lines of the hog which Steve hopes to replace. Below on the next page she is working with Jeremy (potentially out of a job since finishing D49 Deck) as they




cut the through bolts along the keel and hog so that they can split them in order the make new for the rebuild. The current keel and hog are quite

distorted over the years with quite a bit of 'hogging'.


Below left just in the background Trish is working on her 'sighting boards', below middle and right she is helping to loft the new hog. Bottom left to right suggest to me that she is quite pleased with the results of her sighting boards as well as being horizontal the fore and aft boards are perfectly aligned, so as Steve will be using Trish's boards to set up the new hog and keel the chances are he will get those right as well. Steve now has no excuse for any misalignment of his new build when he gets to it. Nice one Trish.



CMB4 Replica build – August was quite a good month overall. We didn't see a lot happening in terms of visual progress but we did achieve quite a lot of hidden but necessary work. Below left David is holding a council of war with the Tuesday team and below in the middle he appears to have called in the heavy guns with Diggory and Tiger joining the conversation. Looking at the amount of notes Whaler John is taking I think they were planning the volunteers Bar-B-Que.



In the photo above right on the previous page you can see the initial vertical laminations of the cockpit coaming glued up, eventually this will be planed down flush and the deck planks fitted right over the edge with the full coaming being raised above it. Below left David and Steve are marking out some datum lines for the pending diagonal struts supporting the after-deck edge and the torpedo trough bottom boards. In the middle below, Steve B is studiously ignoring the piece of timber he is cutting as he trims off the sticky out bit at the end of the trough main support beam. Below far right Ian P is busy doing some long-awaited fitting work as he makes a start on the patterns for the diagonal braces. Below, bottom left Ian is closing down



on the after-end braces having made a set of plywood patterns which he has handed over to Tim D and Mike F (middle photo above) to convert into solid hardwood before fitting to the boat between the engine bearers and the after-deck edge. Above right you can see the results of some of this work as they are dry fitted into place. Below left is a group activity shot with quite a chunk of the Wednesday team finishing off the diagonal braces, in the middle photo is the net total of this activity with the braces all nicely bright finished and below right Mike S fettling away the last knockings as he cuts some compound angles



At the bottom of the previous page the left hand photo is a job which perhaps Fred would prefer to forget. The intention was to make a replica of the transom to send away to the Bronze Foundry so they could make and fit the steering and stern gear. All was well until Fred took his eye off the ball and fitted the starboard knee to the port slot. The middle photo above is another of Fred's 'Moulding jobs. Here he has put on a dummy foredeck so that the foundry can make up the bow fittings, this was finally moulded in glass fibre resin to be sent off to the foundry. Above right Fred is doing a random Friday working with one of the Friday team new starters fairing out the timbers so that we can make a start on planking, over left the fairing batten looks pretty good with very little variation in terms of dips or humps



Armed Steam Cutter ASC 26 – Below left photo shows the newly painted hull looking rather swish. Sad to say that Ollie



and Matt have now left the team as part of the closure of the IBTC(P). Let us all wish them and all the other instructors very good luck in their new jobs. They have certainly left a legacy in this and other boats which they have been employed on. We will miss them all



.Below left is the nearly completed replica .45 Naval Maxim Machine Gun which

has now been stripped down as John P and Keith D design and make a carrying case for it when it is not fitted to the boat. Below left the finished pack all wrapped up and ready for Christmas.




Seaplane Tender ST 1502 – She is operational and ready for the rest of this season and ongoing events for our Open Pontoon sessions, at present she is out on the pontoon.



LCA F8 - [\(20+\) Facebook](#)

The LCA has had a few problems this month due to one of the oil coolers in the starboard engine, after a few hairy days and an oil cooler repair she is back operational again taking visitors around the harbour. Well done Tiger and James and anyone else involved in the fault finding and repairs. Over left you can see her in the dock next to the open dock doors as Tiger and James are running up the starboard engine to make sure that the fix really is the fix



Range Safety Launch RSL 1668 – No change on the RSL at present so watch this space.



MGB 81 and HSL 102– Below at the top of the next page they are at speed out on a run together



Suggestions for next month - If you have got any ditties, lies, scandal or photos that you would like to see in print just let me know, my 'e' mail address is: - boatbitsisus@ntlworld.com. Fred is the name